

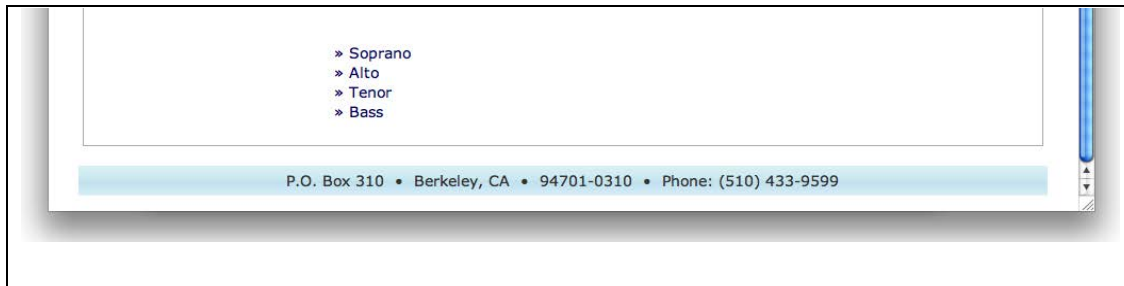
Downloading “practice CD” files using a Macintosh

These instructions are for downloading the BCCO “practice CD” files using a Macintosh. The examples use Safari; however, the process is very similar using other browsers (*e.g.* Firefox).

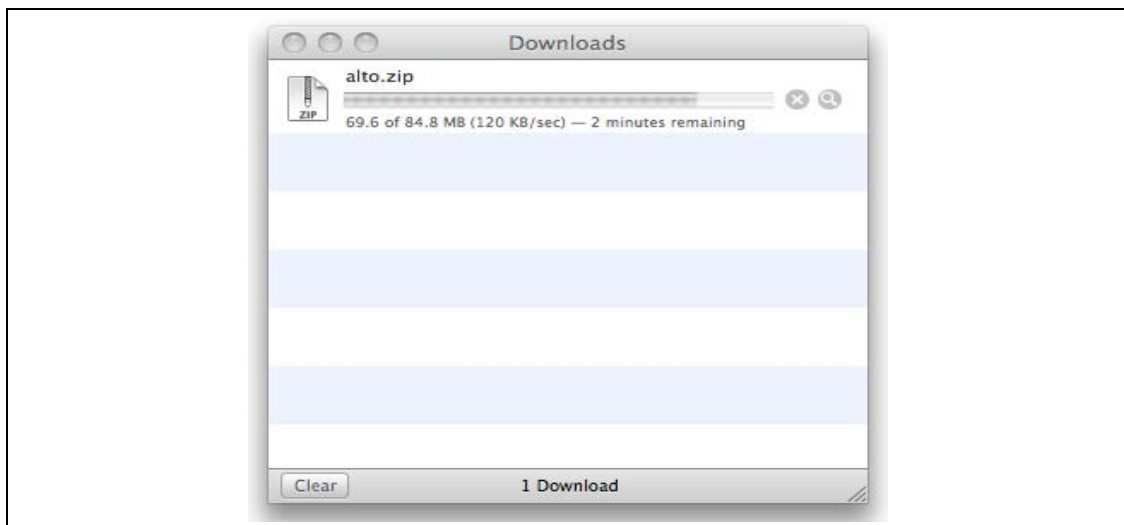
The files are in mp3 format, which can be played on your computer (using *e.g.* iTunes) as well as on your portable mp3 player (*e.g.* Apple iPod). You can also burn the mp3 files to a blank recordable CD, making an audio CD that will play on your home and auto CD players.

There are multiple mp3 practice files – generally one for each movement in the piece – these are collected into a single “zip file” for downloading convenience. Thus, you will download a single zip file containing all the practice mp3s for your voice part, and your Macintosh will automatically extract the individual mp3 files from the zip file.

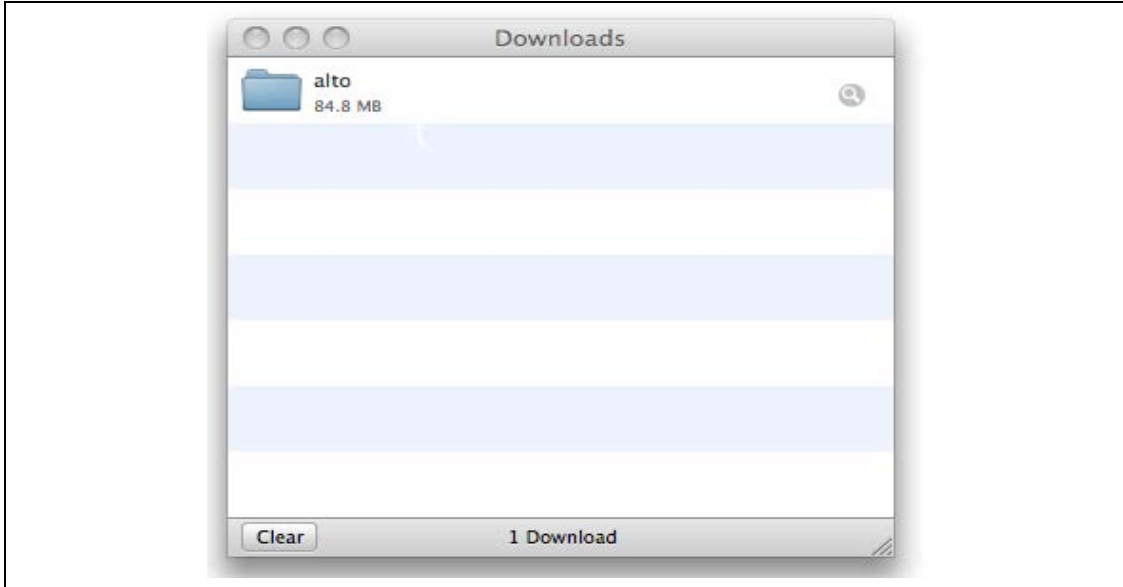
1.



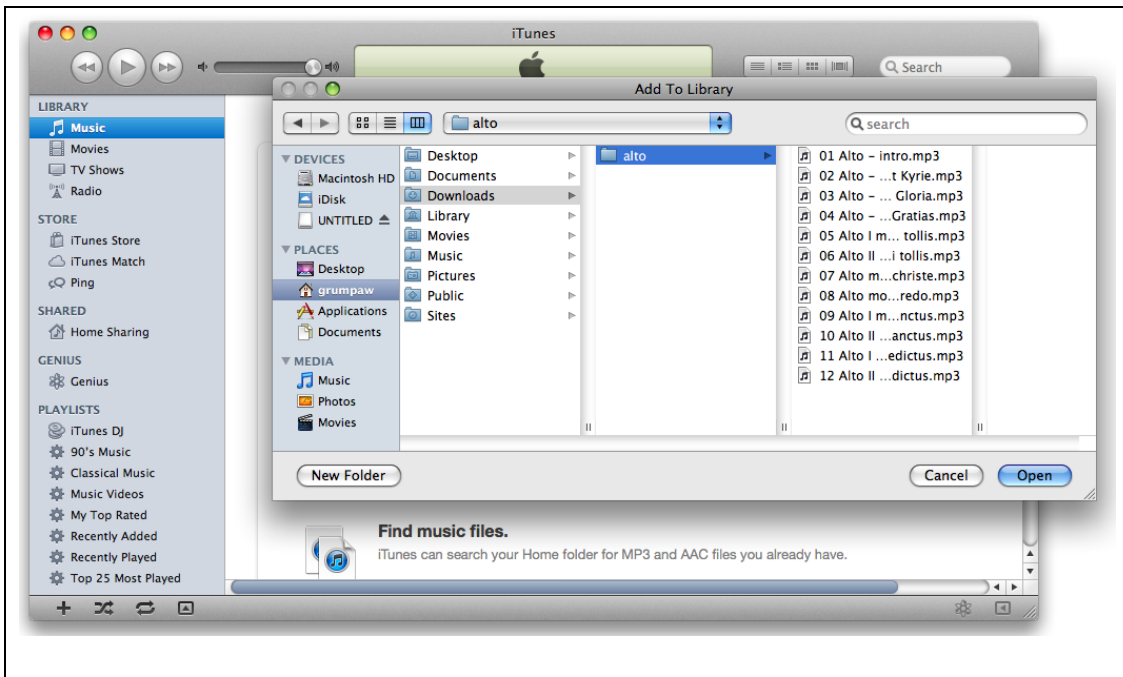
2. Option-click the link for your voice part to start the download. The “Downloads” window will open:



- When the download is complete, your Macintosh will automatically decompress the zip file and extract the individual mp3 files. (This is fast; you may miss it if you look away.) There will be a new folder in the “Downloads” area on your computer, named according to your voice part, *i.e.* “Alto” in this example:



- Launch iTunes and click “Add to Library...” in the File menu. Navigate to the new folder in the “Downloads,” and click “Open”:



5. The mp3 files will be loaded into iTunes. These files can be played on your computer, copied to your MP3 player, or burned to an audio CD.

